

Scaled data based on original data using  
LM-79-08 Approved Method: Electrical and Photometric Measurements of Solid-  
State Lighting Products

Test Report Prepared for  
Cooper Lighting Solutions  
(formerly Eaton)

Brand: McGRAW-EDISON

Report Number: P144968

Luminaire Tested: **CNC-E02-LED-E1-GL2-8030**

Issue Date: 3/3/2020

**Test Information**

Test Method: LM-79-08  
Report Number: P144968  
REPORT IS SCALED FROM IESNA LM-79-08 TEST DATA (P33701)  
Test Lab: INNOVATION CENTER-P3  
Issue Date: 3/3/2020  
Manufacturer: COOPER LIGHTING SOLUTIONS (FORMERLY EATON)  
Product Line: MCGRAW-EDISON  
Catalog Number: CNC-E02-LED-E1-GL2-8030  
Description: CONCISE LED LUMINAIRE  
(2) LIGHTBARS WITH AccuLED OPTICS - TYPE 2 W/ GLARE CONTROL  
Light Source: (42) 3000K CCT, 80 CRI LEDs  
Ballast/Driver: -

**Summary**

Lumens per Lamp: N/A  
Luminaire Lumens: 4942.4 lumens  
Efficiency: N/A  
Efficacy: 94.9 lumens/watt  
Luminous Opening: Rectangular (W 0.33' x L: 1' x H: 0')  
IES Classification: Type II - Short - Non-Cutoff  
BUG Rating: B1 - U0 - G1

Input Watts (W): 52.1  
Input Voltage (V): NR  
Input Current (Ain): NR  
Voltage Rise (V): NR  
Power Factor: NR  
Total Harmonic Distortion (THDi): NR  
Frequency (hertz): 60  
Stabilization Time: NR  
Operation Time: NR  
Ambient Temperature (°C): NR  
Test Distance: 25 FT

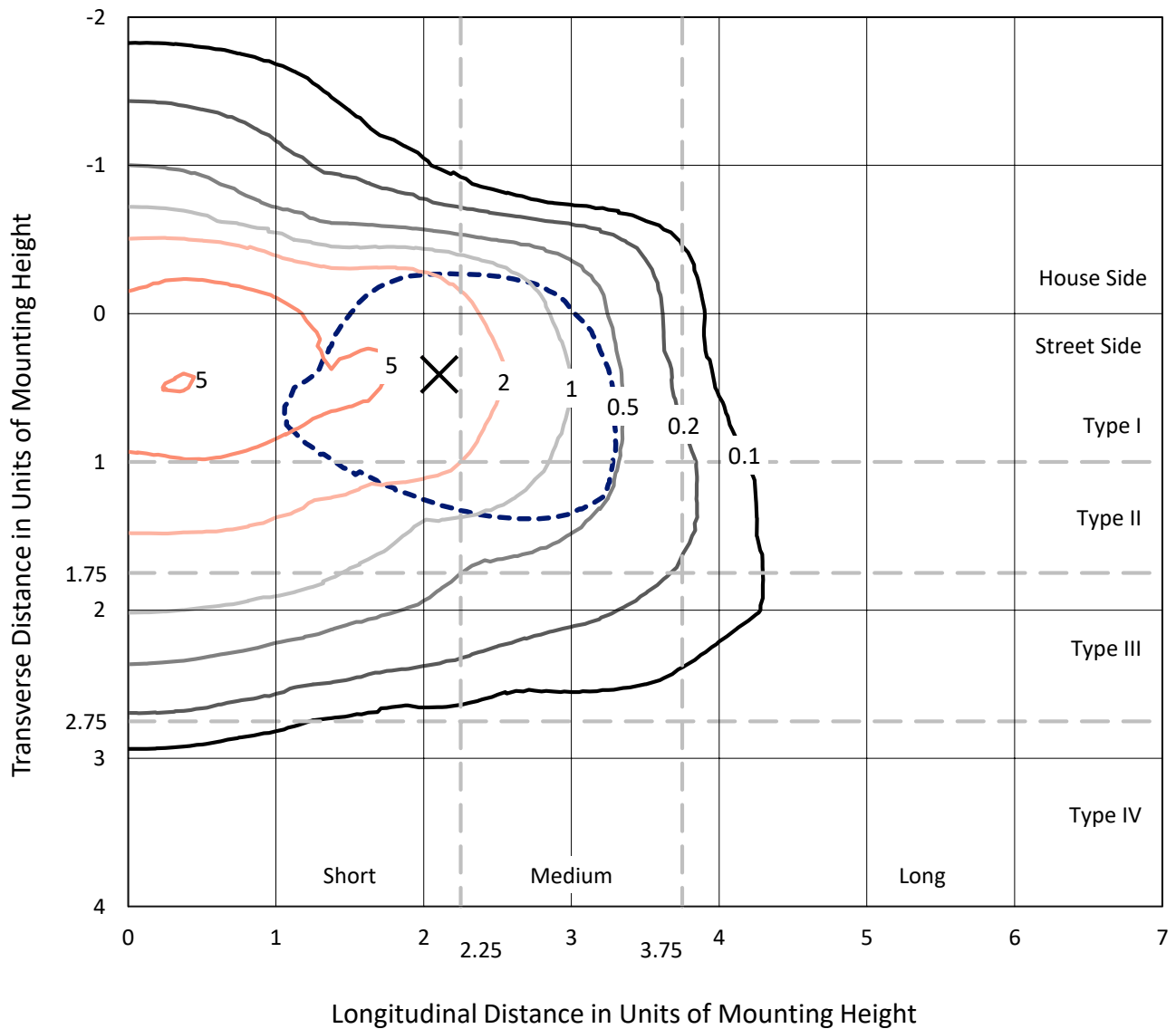


REPORT NUMBER: P144968

CATALOG NUMBER: CNC-E02-LED-E1-GL2-8030

### Iso-Footcandle Lines of Horizontal Illumination

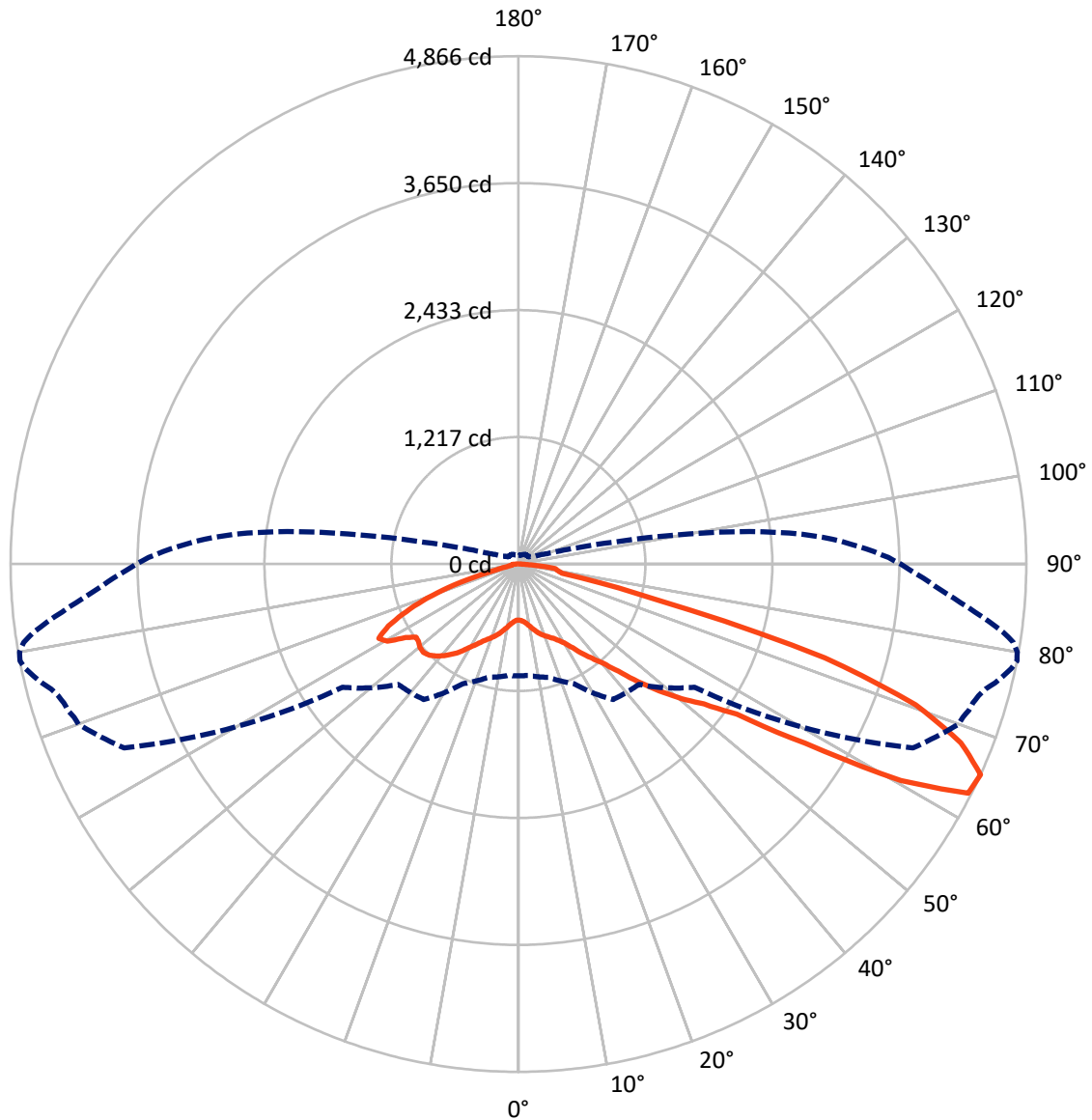
× Max cd  
 - - - 1/2 Max cd



Based on 10 foot mounting height. Maximum calculated value = 6.9 fc  
 Type II - Short - Non-Cutoff

REPORT NUMBER: P144968  
CATALOG NUMBER: CNC-E02-LED-E1-GL2-8030

### Luminous Intensity Polar Plot



— Vertical Plane Through 79-Deg Lateral      - - - Horizontal Cone Through 65-Deg Vertical

REPORT NUMBER: P144968

CATALOG NUMBER: CNC-E02-LED-E1-GL2-8030

**FLUX DISTRIBUTION:**

		Downward	Upward	Total
<b>House Side</b>	Lumens	1121.9	0.0	1121.9
	% Fixture	22.7	0.0	22.7
<b>Street Side</b>	Lumens	3820.5	0.0	3820.5
	% Fixture	77.3	0.0	77.3
<b>Total</b>	Lumens	4942.4	0.0	4942.4
	% Fixture	100.0	0.0	100.0

**Coefficient of Utilization**

**ZONAL LUMENS:**

Zone	Lumens	% Fixture
0°-10°	53.3	1.1
10°-20°	173.5	3.5
20°-30°	299.2	6.1
30°-40°	487.9	9.9
40°-50°	814.5	16.5
50°-60°	1101.4	22.3
60°-70°	1368.3	27.7
70°-80°	547.9	11.1
80°-90°	96.3	1.9
90°-100°	0.0	0.0
100°-110°	0.0	0.0
110°-120°	0.0	0.0
120°-130°	0.0	0.0
130°-140°	0.0	0.0
140°-150°	0.0	0.0
150°-160°	0.0	0.0
160°-170°	0.0	0.0
170°-180°	0.0	0.0
0°-90°	4942.4	100.0
0°-180°	4942.4	100.0



REPORT NUMBER: P144968

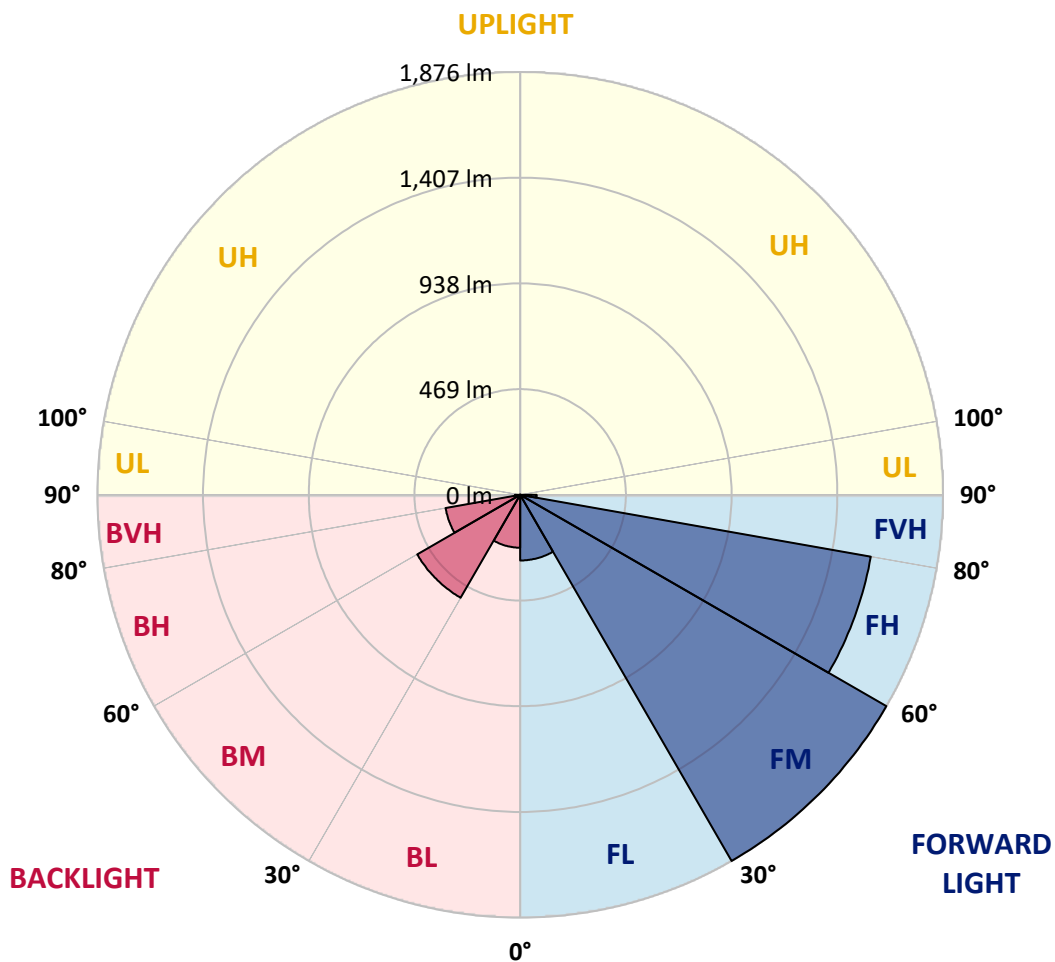
CATALOG NUMBER: CNC-E02-LED-E1-GL2-8030

**LUMINAIRE CLASSIFICATION SYSTEM LUMEN TABLE AND BUG RATING:**

Zone	Lumens	% Fixture	Zone Rating/Lumen Limit		
			B	U	G
FL (0°-30°)	291.4	5.9			
FM (30°-60°)	1876.2	38.0			
FH (60°-80°)	1579.9	32.0			G1/1800
FVH (80°-90°)	73.0	1.5			G1/100
BL (0°-30°)	234.6	4.7	B1/500		
BM (30°-60°)	527.7	10.7	B1/1000		
BH (60°-80°)	336.3	6.8	B1/500		G1/500
BVH (80°-90°)	23.3	0.5			G1/100
UL (90°-100°)	0.0	0.0		U0/0	
UH (100°-180°)	0.0	0.0		U0/0	

**BUG Rating: B1-U0-G1**

Type II Short





REPORT NUMBER: P144968

CATALOG NUMBER: CNC-E02-LED-E1-GL2-8030

**CANDELA DISTRIBUTION (FULL):**

	0°	5°	15°	25°	35°	45°	55°	65°	70°	71°	72°
0°	537.1	537.1	537.1	537.1	537.1	537.1	537.1	537.1	537.1	537.1	537.1
2.5°	541.2	540.8	542.5	543.9	543.9	544.5	544.2	542.2	542.5	543.2	542.5
5°	547.2	545.9	547.6	549.6	551.0	552.6	554.3	554.7	556.0	556.0	555.7
7.5°	560.4	559.4	561.8	562.4	565.5	568.2	571.6	573.9	575.3	575.9	577.0
10°	583.0	582.4	583.0	584.4	585.7	588.8	594.5	599.6	602.6	602.6	604.0
12.5°	610.4	607.7	608.3	605.6	606.3	612.7	619.5	627.9	633.0	633.7	634.3
15°	631.6	630.3	629.3	625.6	628.3	636.7	647.2	659.3	663.7	667.4	667.1
17.5°	651.6	649.9	647.5	642.4	645.1	658.7	674.5	688.0	695.4	696.1	696.8
20°	675.2	673.2	668.8	658.3	657.6	676.5	697.8	712.3	719.1	722.1	723.1
22.5°	705.2	702.5	694.4	674.2	668.8	691.1	716.4	734.3	741.4	744.4	746.1
25°	743.7	738.3	725.5	693.8	682.6	705.9	736.3	757.9	767.7	770.7	772.8
27.5°	778.5	774.4	758.9	721.4	702.2	725.8	760.6	788.3	801.8	805.5	808.5
30°	819.0	813.3	800.8	760.9	735.3	756.2	800.4	835.6	852.1	852.4	859.2
32.5°	914.2	910.5	899.0	855.1	811.9	813.3	854.5	902.7	919.3	922.0	928.1
35°	1055.3	1054.0	1053.6	1029.3	997.3	964.2	967.2	1004.0	1015.2	1019.5	1021.6
37.5°	1148.2	1160.0	1188.7	1206.2	1198.1	1205.2	1168.1	1123.2	1116.8	1112.0	1114.1
40°	1228.2	1238.6	1296.7	1377.7	1427.0	1461.8	1429.0	1291.3	1240.0	1225.1	1219.4
42.5°	1275.4	1287.3	1370.3	1499.9	1625.5	1707.9	1716.7	1525.3	1394.9	1393.3	1371.7
45°	1301.1	1312.9	1412.2	1586.7	1764.3	1912.8	1989.8	1813.2	1621.8	1607.6	1577.6
47.5°	1296.0	1307.2	1410.5	1618.8	1846.3	2048.9	2202.8	2104.2	1883.5	1849.4	1807.8
50°	1234.3	1242.4	1350.7	1566.4	1824.4	2105.6	2348.7	2371.3	2179.5	2133.3	2071.2
52.5°	1170.4	1185.0	1274.8	1473.6	1724.8	2070.5	2435.8	2614.3	2456.0	2424.3	2344.6
55°	1136.0	1147.5	1220.7	1390.6	1619.8	1950.6	2471.9	2843.6	2791.9	2779.1	2722.7
57.5°	1134.7	1145.8	1204.2	1340.3	1534.4	1825.7	2482.3	3197.7	3349.3	3352.7	3336.5
60°	1190.0	1201.5	1250.5	1364.6	1508.0	1718.7	2444.9	3700.1	4035.0	4064.7	4114.3
62.5°	1197.8	1203.2	1262.3	1416.2	1603.9	1638.7	2290.6	4118.3	4506.2	4533.6	4560.9
65°	1071.5	1071.2	1123.5	1265.3	1584.0	1630.6	2058.7	4169.7	4487.3	4503.9	4538.0
67.5°	799.1	792.3	822.0	951.7	1256.9	1632.6	1783.9	3782.4	4137.6	4169.0	4180.5
70°	411.9	422.3	442.6	521.9	798.1	1314.3	1532.3	3191.3	3632.2	3644.0	3684.9
72.5°	169.1	164.7	178.6	219.4	399.4	868.6	1267.7	2518.5	2999.9	2991.8	2999.2
75°	94.2	95.5	99.6	114.4	194.1	436.2	1089.1	1782.8	2040.1	1900.3	1858.1
77.5°	75.6	76.3	76.6	79.3	106.0	232.6	835.9	1174.2	1026.0	952.7	924.7
80°	55.4	59.1	63.1	63.8	72.9	132.0	458.5	988.5	865.9	805.2	755.2
82.5°	44.6	46.3	55.0	56.4	58.1	78.7	207.6	928.4	862.6	800.4	731.6
85°	26.7	29.7	44.9	45.2	45.9	47.9	114.8	378.1	470.3	415.6	380.5
87.5°	9.5	12.2	22.3	18.6	23.6	19.6	50.3	126.6	156.0	148.2	131.3
90°	0.0	0.0	0.0	0.0	0.0	0.0	0.0	0.0	0.0	0.0	0.0



REPORT NUMBER: P144968

CATALOG NUMBER: CNC-E02-LED-E1-GL2-8030

**CANDELA DISTRIBUTION (continued):**

	73°	74°	75°	76°	77°	78°	79°	80°	81°	82°	83°
0°	537.1	537.1	537.1	537.1	537.1	537.1	537.1	537.1	537.1	537.1	537.1
2.5°	542.2	542.2	542.9	542.5	542.5	542.5	542.5	541.8	541.8	540.8	541.5
5°	555.7	555.3	555.7	556.0	555.7	556.4	556.0	555.7	556.0	555.7	556.0
7.5°	577.3	575.6	578.0	576.6	576.3	578.3	577.3	578.3	578.6	578.3	578.0
10°	604.6	605.6	605.6	605.6	605.0	607.0	607.3	608.0	608.3	609.7	609.7
12.5°	636.0	636.4	637.7	637.4	638.1	640.4	642.1	642.4	642.8	643.8	642.4
15°	669.8	670.5	670.5	673.5	672.5	675.9	676.9	676.9	677.2	681.3	681.6
17.5°	699.8	699.8	702.5	702.5	705.2	705.9	709.0	709.3	710.6	714.4	714.7
20°	725.2	726.5	728.2	730.2	731.2	733.3	735.3	737.3	739.0	742.0	742.4
22.5°	749.1	750.5	753.2	754.5	756.9	758.2	759.9	762.3	765.0	769.0	770.1
25°	776.8	778.2	781.2	783.2	785.9	787.9	791.0	794.0	795.7	799.8	802.8
27.5°	811.9	816.0	820.0	821.0	823.1	827.8	831.8	835.9	839.6	841.6	845.3
30°	863.2	863.2	871.7	871.7	875.4	879.8	882.5	886.9	893.6	895.6	900.4
32.5°	932.1	933.8	936.8	945.9	952.7	954.7	956.7	963.2	967.2	972.3	978.0
35°	1030.3	1032.0	1033.7	1042.5	1050.3	1052.3	1054.3	1058.4	1065.1	1073.9	1071.2
37.5°	1118.5	1119.5	1124.9	1134.7	1139.1	1144.5	1146.1	1153.6	1157.3	1165.4	1165.7
40°	1224.5	1222.1	1225.1	1236.3	1243.0	1242.7	1248.1	1261.6	1264.3	1268.0	1277.5
42.5°	1372.3	1363.6	1373.0	1376.7	1386.8	1393.3	1404.1	1413.2	1419.6	1433.8	1440.5
45°	1563.4	1554.3	1562.1	1563.7	1584.7	1591.1	1607.3	1619.4	1633.3	1649.5	1654.2
47.5°	1781.2	1764.3	1754.8	1765.3	1790.3	1800.7	1816.6	1828.1	1842.6	1851.0	1848.3
50°	2033.3	1992.8	1973.9	1968.5	1986.4	2001.3	2025.9	2031.3	2038.1	2037.7	2038.1
52.5°	2314.6	2272.4	2232.9	2205.5	2202.8	2222.7	2228.8	2230.2	2228.1	2212.9	2203.5
55°	2681.9	2678.8	2637.3	2580.6	2576.9	2574.5	2539.1	2534.7	2526.6	2503.3	2471.2
57.5°	3348.3	3382.0	3354.7	3353.3	3323.6	3304.1	3238.9	3206.5	3172.4	3109.3	3059.0
60°	4118.7	4167.6	4194.6	4206.5	4264.5	4264.5	4211.2	4165.3	4109.9	4013.7	3919.8
62.5°	4582.5	4625.4	4665.2	4727.7	4801.6	4834.4	4837.1	4796.2	4726.3	4616.6	4484.0
65°	4553.2	4584.9	4633.2	4706.8	4767.9	4826.6	4866.1	4853.6	4800.3	4690.6	4546.1
67.5°	4220.6	4266.9	4329.3	4397.2	4453.9	4509.3	4573.1	4577.8	4563.6	4459.3	4328.7
70°	3707.5	3766.9	3806.4	3891.8	3917.5	3973.5	4037.7	4068.4	4045.4	3965.1	3888.4
72.5°	3012.0	3059.0	3065.7	3028.6	3041.4	3055.2	3070.8	2998.9	2971.2	2863.8	2814.5
75°	1826.4	1764.6	1712.6	1661.0	1506.7	1452.0	1367.9	1202.2	1183.3	1069.5	990.5
77.5°	868.6	842.6	795.7	717.1	612.4	512.1	425.0	345.4	315.7	259.9	221.5
80°	727.2	696.1	653.9	595.5	522.3	449.3	380.5	321.4	262.0	213.4	170.5
82.5°	667.1	613.1	553.7	503.4	451.7	402.1	355.8	302.5	271.1	218.8	178.6
85°	337.3	295.4	239.4	201.5	170.1	138.4	119.8	102.3	91.2	72.6	63.1
87.5°	113.1	92.5	68.9	58.4	52.7	45.2	41.5	39.5	38.5	34.1	30.4
90°	0.0	0.0	0.0	0.0	0.0	0.0	0.0	0.0	0.0	0.0	0.0





REPORT NUMBER: P144968

CATALOG NUMBER: CNC-E02-LED-E1-GL2-8030

**CANDELA DISTRIBUTION (continued):**

	84°	85°	86°	87°	88°	89°	90°	91°	92°	93°	94°
0°	537.1	537.1	537.1	537.1	537.1	537.1	537.1	537.1	537.1	537.1	537.1
2.5°	541.5	541.5	541.5	541.5	541.2	541.2	541.2	541.2	541.2	541.2	541.5
5°	555.3	555.3	555.7	556.7	554.7	555.3	556.0	555.0	556.0	555.0	556.4
7.5°	577.6	578.6	578.0	579.3	578.6	580.7	579.3	578.3	579.0	579.0	579.3
10°	609.0	610.4	609.4	610.0	610.0	611.4	609.7	610.0	610.4	609.7	610.0
12.5°	643.8	644.5	644.1	646.2	645.1	646.2	645.1	646.5	647.2	647.8	647.8
15°	681.6	682.3	684.3	684.0	686.0	685.3	685.7	684.0	687.3	685.3	686.0
17.5°	716.4	716.0	718.7	719.8	720.1	720.4	721.4	720.1	720.4	721.4	720.8
20°	743.4	745.8	746.4	749.1	751.2	751.8	751.5	752.5	753.9	752.5	752.5
22.5°	772.1	775.5	776.5	778.2	780.2	780.5	782.5	783.6	784.2	783.9	784.2
25°	806.5	808.9	811.2	814.6	817.0	817.3	819.0	820.4	820.7	820.4	822.4
27.5°	848.7	851.8	854.8	858.8	861.5	862.2	865.9	865.9	868.0	869.0	869.6
30°	903.1	904.1	911.8	915.9	914.9	919.6	924.7	924.3	926.7	927.4	929.1
32.5°	982.1	982.1	988.8	993.9	999.3	997.6	1005.4	1004.0	1007.7	1009.8	1008.7
35°	1077.9	1081.3	1086.4	1089.4	1095.2	1098.2	1103.6	1106.6	1108.3	1108.0	1104.3
37.5°	1176.9	1182.3	1184.3	1191.7	1197.5	1202.5	1203.2	1199.8	1201.2	1194.4	1192.4
40°	1290.0	1297.7	1302.4	1313.6	1312.9	1319.3	1320.0	1310.2	1308.5	1299.7	1290.6
42.5°	1448.0	1458.8	1462.5	1470.9	1464.2	1467.2	1450.3	1446.3	1432.8	1418.6	1398.0
45°	1661.0	1655.6	1657.9	1655.6	1637.7	1624.5	1610.7	1590.8	1570.8	1543.5	1514.1
47.5°	1848.3	1851.0	1833.5	1822.3	1793.3	1774.7	1749.4	1714.7	1690.3	1653.5	1614.7
50°	2030.3	2000.3	1975.6	1950.0	1924.3	1890.2	1852.1	1821.3	1785.9	1740.0	1692.4
52.5°	2178.2	2139.3	2109.6	2073.2	2038.4	2000.6	1960.8	1916.2	1869.6	1823.7	1765.0
55°	2440.1	2383.8	2345.6	2281.8	2242.3	2189.3	2158.3	2100.5	2035.7	1974.9	1912.5
57.5°	3002.2	2917.8	2874.3	2838.2	2776.7	2689.6	2634.3	2539.4	2446.9	2382.1	2278.1
60°	3848.9	3763.2	3690.9	3605.5	3511.3	3393.2	3340.5	3228.8	3096.4	2989.4	2852.0
62.5°	4376.6	4258.1	4141.0	4021.1	3926.6	3834.1	3725.0	3612.3	3481.3	3335.8	3185.6
65°	4397.9	4255.7	4115.6	3993.4	3882.7	3762.5	3660.2	3545.8	3408.0	3258.1	3102.2
67.5°	4177.1	4018.1	3867.8	3733.8	3607.2	3495.8	3388.8	3281.1	3133.6	3008.0	2848.3
70°	3737.2	3592.0	3456.0	3303.4	3206.5	3081.2	2976.9	2863.5	2757.8	2640.3	2490.8
72.5°	2745.0	2635.6	2480.3	2415.5	2363.5	2230.8	2153.2	2143.7	2076.2	1935.4	1823.7
75°	1020.9	869.0	823.1	850.4	804.8	820.0	814.3	781.9	783.2	759.3	730.9
77.5°	199.9	185.7	174.5	177.6	165.1	159.7	171.2	167.8	161.7	163.4	160.7
80°	136.1	115.1	104.3	100.3	95.2	92.8	92.2	91.2	89.1	88.1	85.1
82.5°	134.0	99.6	78.7	67.5	63.5	61.4	59.8	59.4	58.7	58.4	59.4
85°	53.3	43.2	39.5	36.1	35.1	34.1	34.1	33.8	33.4	34.1	35.4
87.5°	26.0	21.9	19.9	18.2	17.6	17.2	17.2	17.6	17.9	19.2	21.9
90°	0.0	0.0	0.0	0.0	0.0	0.0	0.0	0.0	0.0	0.0	0.0



REPORT NUMBER: P144968

CATALOG NUMBER: CNC-E02-LED-E1-GL2-8030

**CANDELA DISTRIBUTION (continued):**

	95°	96°	97°	98°	99°	100°	101°	102°	103°	104°	105°
0°	537.1	537.1	537.1	537.1	537.1	537.1	537.1	537.1	537.1	537.1	537.1
2.5°	540.8	541.2	540.5	540.8	540.5	539.8	539.5	540.5	540.2	539.8	539.8
5°	554.7	556.0	555.3	554.7	554.7	554.3	554.3	554.3	554.0	554.3	553.3
7.5°	578.6	578.3	578.3	577.6	577.0	577.6	577.3	576.3	576.6	575.9	574.9
10°	609.4	608.3	610.0	610.0	608.7	608.3	607.7	606.7	606.7	605.6	605.6
12.5°	645.8	644.8	647.2	645.5	643.5	643.1	641.1	640.4	641.4	641.1	640.4
15°	683.0	683.3	684.3	684.0	681.6	681.6	678.9	679.2	677.2	676.5	674.9
17.5°	719.1	719.4	718.4	718.4	716.7	715.7	712.7	713.0	711.7	709.0	706.9
20°	751.5	751.2	748.8	750.8	747.4	746.8	744.1	741.4	742.0	739.3	735.3
22.5°	783.2	782.5	781.9	780.9	779.2	778.5	775.5	775.1	771.7	767.7	764.3
25°	820.0	819.7	818.7	819.0	815.6	816.0	810.6	809.2	807.2	802.8	800.1
27.5°	867.6	867.6	864.9	863.9	862.9	861.5	856.8	853.4	848.4	843.3	837.9
30°	926.0	925.4	924.7	922.0	918.3	916.2	907.8	902.4	895.6	886.2	878.1
32.5°	1009.4	1003.7	998.9	992.9	986.8	980.4	967.2	958.1	947.3	932.1	919.3
35°	1102.3	1092.5	1087.4	1074.9	1063.4	1050.6	1034.7	1016.2	1001.3	981.4	960.5
37.5°	1178.9	1171.5	1158.0	1143.8	1127.6	1103.3	1085.4	1065.5	1039.5	1017.5	992.2
40°	1273.4	1256.5	1237.3	1213.7	1191.4	1164.0	1139.4	1110.7	1079.0	1047.2	1014.1
42.5°	1372.7	1346.7	1314.9	1287.6	1253.8	1218.0	1186.0	1147.2	1106.6	1064.1	1019.9
45°	1473.9	1441.9	1399.7	1360.9	1313.9	1269.0	1223.1	1170.1	1114.7	1058.0	1002.3
47.5°	1566.8	1519.9	1471.9	1419.6	1365.6	1307.8	1242.7	1173.1	1100.2	1025.6	956.1
50°	1639.7	1581.0	1520.5	1460.1	1393.9	1319.0	1237.0	1146.1	1056.3	966.9	886.9
52.5°	1704.2	1638.4	1564.1	1489.1	1407.4	1315.3	1212.6	1105.6	996.2	897.3	807.5
55°	1829.1	1746.4	1648.5	1551.9	1448.6	1332.5	1204.5	1073.6	947.6	839.9	744.4
57.5°	2168.4	2056.6	1905.1	1771.0	1640.0	1470.9	1290.6	1129.3	968.9	841.6	735.3
60°	2702.8	2520.8	2347.3	2143.1	1931.1	1699.1	1457.4	1240.0	1044.5	884.8	756.9
62.5°	3012.7	2820.6	2597.5	2350.0	2075.2	1792.6	1515.1	1261.3	1046.9	873.0	731.2
65°	2929.0	2735.9	2490.4	2237.3	1944.9	1655.9	1380.4	1136.7	928.7	768.0	632.3
67.5°	2680.5	2478.6	2248.1	1967.2	1687.6	1419.9	1168.8	939.2	755.2	605.3	485.5
70°	2318.9	2139.3	1917.2	1658.3	1387.2	1146.5	934.8	727.9	572.2	434.8	340.3
72.5°	1721.1	1562.1	1423.3	1206.9	1008.4	819.7	647.2	506.4	372.4	281.6	216.7
75°	722.5	668.8	646.2	566.8	492.9	404.1	304.2	242.4	196.5	167.1	132.7
77.5°	175.2	175.2	164.7	154.3	141.8	128.3	113.4	101.3	95.2	89.8	85.4
80°	85.1	84.4	81.7	81.4	79.0	76.0	74.3	71.9	70.9	69.5	68.9
82.5°	59.8	59.4	58.4	59.8	59.4	60.8	61.4	61.8	61.8	62.1	62.5
85°	37.8	39.2	41.9	45.2	48.3	52.0	55.4	58.1	60.1	61.8	63.1
87.5°	24.0	27.3	29.4	34.4	39.5	45.2	51.7	54.4	56.7	57.1	55.0
90°	0.0	0.0	0.0	0.0	0.0	0.0	0.0	0.0	0.0	0.0	0.0



REPORT NUMBER: P144968

CATALOG NUMBER: CNC-E02-LED-E1-GL2-8030

**CANDELA DISTRIBUTION (continued):**

	106°	107°	108°	109°	110°	115°	125°	135°	145°	155°	165°
0°	537.1	537.1	537.1	537.1	537.1	537.1	537.1	537.1	537.1	537.1	537.1
2.5°	539.8	539.5	540.2	539.5	539.5	539.1	538.1	537.1	536.1	535.8	534.8
5°	553.0	553.0	553.7	552.3	552.6	551.3	548.3	544.9	541.8	539.1	536.1
7.5°	575.3	574.3	574.6	574.3	573.6	570.9	564.1	555.7	547.6	539.1	532.4
10°	605.0	602.9	602.9	602.3	601.3	597.5	583.4	566.5	549.6	534.4	523.3
12.5°	638.1	638.4	635.7	634.0	632.3	624.6	603.3	576.3	549.6	525.3	507.4
15°	672.5	672.2	669.1	668.1	664.4	652.9	620.8	581.3	543.2	507.4	480.7
17.5°	703.6	702.2	699.2	697.1	693.1	677.9	632.7	579.0	526.3	479.4	446.0
20°	731.9	730.2	727.5	723.8	719.8	697.8	637.0	566.8	499.6	446.0	412.2
22.5°	761.3	757.6	754.5	749.5	745.1	715.7	634.0	545.2	469.3	408.8	372.7
25°	794.0	789.6	783.2	777.1	770.4	730.2	625.6	518.2	432.8	368.7	332.2
27.5°	829.5	823.1	814.6	806.9	796.1	741.0	611.0	488.2	393.0	328.8	291.0
30°	866.9	855.1	844.7	832.9	819.0	746.1	590.1	451.0	349.1	288.3	250.5
32.5°	903.4	887.5	872.0	854.8	835.9	744.1	560.4	407.1	305.2	250.5	218.8
35°	940.5	917.6	896.0	872.7	849.7	733.9	519.6	358.5	263.7	219.1	196.1
37.5°	965.9	937.2	908.5	880.5	852.8	712.0	465.2	304.2	226.2	196.5	179.9
40°	978.7	943.6	908.5	873.7	839.6	675.5	401.7	254.5	199.5	179.6	167.8
42.5°	975.0	931.4	887.9	846.7	804.8	617.5	332.9	213.7	181.0	166.4	156.0
45°	944.3	892.3	842.6	799.1	746.8	542.9	273.5	188.4	166.8	155.6	145.8
47.5°	886.5	828.5	767.7	718.4	669.5	456.4	227.5	172.5	154.3	145.2	135.4
50°	812.9	745.8	685.0	631.6	583.7	375.7	196.1	159.0	144.2	136.4	125.9
52.5°	731.9	659.7	604.3	548.3	501.3	313.6	174.2	144.2	134.4	126.3	117.8
55°	664.7	597.9	541.5	485.1	437.9	274.5	156.0	132.7	125.2	116.8	110.1
57.5°	646.8	570.5	509.1	455.8	407.1	250.5	142.8	122.2	117.1	110.7	103.3
60°	654.3	570.2	501.3	442.9	391.9	231.3	133.0	115.1	111.1	105.3	97.6
62.5°	627.6	538.8	469.3	407.1	358.9	206.9	125.9	111.7	109.0	101.3	92.5
65°	534.8	453.4	386.5	332.9	291.3	174.2	120.2	114.8	112.1	98.6	89.1
67.5°	407.1	339.3	285.6	245.4	215.4	144.2	118.8	124.9	119.5	99.9	88.1
70°	281.6	230.2	195.8	171.5	152.6	121.5	123.2	136.1	128.3	104.3	93.9
72.5°	178.6	149.2	132.3	123.2	114.1	102.6	122.2	134.7	124.2	105.0	93.9
75°	114.4	102.3	96.6	93.2	90.5	89.5	107.7	110.7	99.9	91.2	87.4
77.5°	81.0	79.0	78.0	77.6	78.0	80.3	89.1	83.4	72.6	72.9	74.9
80°	68.5	68.5	67.9	68.2	68.9	69.9	71.2	61.4	55.7	60.1	66.8
82.5°	62.8	63.8	64.5	65.2	66.2	64.8	60.4	46.6	44.9	58.4	65.5
85°	63.8	63.8	64.1	64.8	65.2	58.4	50.3	35.1	34.4	65.5	61.8
87.5°	54.7	54.0	51.7	50.0	47.6	40.2	33.4	19.6	20.3	40.5	43.2
90°	0.0	0.0	0.0	0.0	0.0	0.0	0.0	0.0	0.0	0.0	0.0

REPORT NUMBER: P144968

CATALOG NUMBER: CNC-E02-LED-E1-GL2-8030

**CANDELA DISTRIBUTION (continued):**

	175°	180°
0°	537.1	537.1
2.5°	534.4	534.4
5°	534.4	534.4
7.5°	530.0	528.7
10°	517.2	515.5
12.5°	497.6	495.9
15°	467.6	465.5
17.5°	430.1	426.7
20°	390.9	386.2
22.5°	351.8	348.1
25°	311.6	308.2
27.5°	272.1	268.7
30°	235.6	234.3
32.5°	208.6	207.3
35°	188.7	188.0
37.5°	175.2	174.5
40°	163.4	162.7
42.5°	152.6	151.6
45°	141.8	142.1
47.5°	131.0	130.6
50°	121.5	121.5
52.5°	113.8	113.4
55°	106.7	106.3
57.5°	99.6	99.3
60°	93.5	92.5
62.5°	87.8	87.1
65°	84.1	83.7
67.5°	81.4	80.3
70°	80.7	78.0
72.5°	78.7	75.3
75°	73.9	72.2
77.5°	65.2	63.1
80°	50.3	46.6
82.5°	42.2	36.5
85°	31.1	28.7
87.5°	22.6	17.9
90°	0.0	0.0

(END OF REPORT)